



# otago rail trail gold



## trip highlights

Cycle the historic Rail Trail

Visit a local Queenstown vineyard and sample the local delights

Learn about a local High Country farm on a personal guided tour

Explore the old gold mining town of Clyde

Cycle through tunnels and over rail bridges

Try your hand at 'curling' - bowls on ice!

Take a journey on the Taieri Express



|                      |                        |                       |
|----------------------|------------------------|-----------------------|
| <b>Trip Duration</b> | 5 days                 | <b>Trip Code:</b> ORG |
| <b>Grade</b>         | Introductory level     |                       |
| <b>Activities</b>    | 5 day cycle            |                       |
| <b>Accommodation</b> | 4 nights hotel / motel |                       |

## Kia Ora from Adventure South

Thank you for your interest in our Otago Rail Trail Gold adventure. It's a superb adventure and we hope you can join us. Adventure South has been operating active holidays throughout New Zealand since 1992. Thanks to our experience we're confident to say that we offer the very best cycling, trekking and adventure travel itineraries available in New Zealand today. There's simply no other collection of New Zealand itineraries that can match the geographic coverage, originality and overall quality of our active New Zealand adventure holidays. An Adventure South holiday aims to take you beyond the more popular and busy trails to provide you with a truly unique New Zealand wilderness experience. We're here to show you that there are many, many more trails and cycling routes in our great country that are the new frontiers in adventure tourism - beautiful, scenic, and without the crowds. We aim to explore these delicate environments in a sustainable manner to ensure we leave as little impact as possible from our visit. We'd be honoured to introduce you to the wide variety of natural wonders that New Zealand is famous for. Go forth, go south - join us on this amazing small group, value packed adventure!

## why travel with Adventure South?

"Small groups, Great Guides, Superb Holidays."

This comment encapsulates an Adventure South active holiday in New Zealand. The phrase was not born from a long and tortuous strategic planning process, it came from a client review! We could not have said it any better. Our client feedback also confirms that what helps make our holidays different are the quality of our professional guides. They share their humour, compassion and wilderness experience to ensure that you have a great vacation and the right degree of personal challenge.

On an Adventure South tour you can also expect the right, proven equipment is provided for your tour; the food is delicious, plentiful and can be catered to your dietary requests; your guides are all First Aid trained; and that the itinerary you have chosen has been carefully crafted from decades of personal experience in the New Zealand wilderness, not from a guide book recommendation.



# otago rail trail gold

*Step back in time to New Zealand's rural past and join us on this cycle delight*



## trip dates

Tour runs on demand

## trip cost

Joining Queenstown Price to be negotiated, ask us for a quote: NZD\$POA /

## options & supplements

Adventure South does not require single travellers pay a surcharge for travelling alone. We will arrange for you to share accommodation with another traveller of the same gender and if we can not match you up we will provide a single room at no extra charge. If you prefer not to share a single supplement is payable to guarantee your own room. The cost of the single supplement is listed above.

## the trip

Voted #2 'Must Do Adventure' in the most recent edition of Lonely Planet's New Zealand guide book, this adventure will have you cycling back in time to New Zealand's rural past along a trail that has been specifically converted for walkers, mountain bikers and horse riders - with no motor vehicles allowed! The Trail follows the old Central Otago branch railway line from Clyde to Middlemarch, passing through many towns along the way. This trip is not just about the cycling but rather exploring the many small towns and abandoned gold diggings as well as meeting the locals. Along the way you can even try your hand at the ancient art of curling (bowls on ice). The adventure culminates with us enjoying one of the world's great train trips on the spectacular Taieri Gorge Railway into Dunedin. This adventure is fully supported leaving you with no concerns about accommodation or luggage.

## about your leader

Our guides are one of our biggest assets. We pride ourselves on the standard and quality of these great people who you will be spending your holiday with. They come from all walks of life but they all have a common desire to give you the best possible experience, heaps of fun and lots of fond memories to take home with you. We provide you with the services of two guides for many of our trips, (this may depend on the size of the group). All are certified in first aid and CPR and many are trained bike mechanics. To check out more about our guides see our 'About us' page on our website ([www.advsouth.com](http://www.advsouth.com)).

## at a glance

|       |  |
|-------|--|
| DAY 1 | START IN QUEENSTOWN OR CHRISTCHURCH TO CLYDE |
| DAY 2 | CLYDE TO OMAKAU                              |
| DAY 3 | OMAKAU TO RANFURLY                           |
| DAY 4 | RANFURLY TO HYDE                             |
| DAY 5 | HYDE TO MIDDLEMARCH                          |

## what's included

- All breakfasts (excluding day 1) and 4 dinners
- A great guide and transport from Queenstown to Dunedin
- Taieri Gorge train trip
- Accommodation as detailed based in high class lodgings with private facilities
- Wine tasting at local Queenstown vineyard
- Farm tour on local high country farm
- Visits to: Kawerau Gorge Historic Gold Mine, MacCraes gold mine tour, Hayes Engineering Museum and Glenshee Farm Fashion Museum
- Access and concession fees paid to the Department of Conservation
- New Zealand Good and Service Tax (GST)
- Otago Central Rail Trail passport which contributes funds to the Rail Trail Trust


## detailed itinerary

### DAY 1 Start in Queenstown or Christchurch to Clyde

Important: The night before your tour is to depart your guide will call your pre tour accommodation to advise what time they will collect you the following morning. (Please make sure you have given us information as to where you are staying). If you are not around when your guide calls they will

# otago rail trail gold

*Step back in time to New Zealand's rural past and join us on this cycle delight*



leave a message at reception – its really important that you check with reception if you have not heard from your guide directly. If for any reason you have not heard from your guide by the morning of the tour please call us in the NZ office on 0800 00 11 66 (from within NZ).

This itinerary is an example of the a 5 day tour. The tour can be extended to a 6 or 7 day tour on request.

We will collect you from your Queenstown lodgings mid morning & travel via the scenic Kawerau Gorge to Clyde. The Kawerau Gorge is noted for its excellent wineries and we will stop in for a winery lunch on the way. We will then also be able to learn about the wine making process and sample some of the local delicacies. Early afternoon we arrive at the railhead at Clyde. The rest of the afternoon will be free to explore this old gold-mining town or there are other cycling options that your guide can advise you on. The evening will then be finished off with our first group dinner.

**meals: L,D**

## DAY 2 Clyde to Omakau

The Rail Trail riding starts today as we leave town across the flat rural countryside. From Chatto Creek the trail starts to rise before leveling off to Omakau where we stop for lunch. After lunch your guide will transfer everyone through to the art-deco village of Ranfurly and your accommodation for the next two nights. Late afternoon we will take a drive to the historic gold mining village, St. Bathans for a walk around the beautiful blue lake. This evening we will enjoy a relaxing bbq at the lodge before turning in for the night.

Rail Trail Ride – 37 kms/23 miles

**meals: B,D**

## DAY 3 Omakau to Ranfurly

Today we ride through the first two tunnels and two rail bridges on the trip. With the willow tree edged gorge below the trail and the welcoming pools beckoning we finally emerge into the scenic Idaburn valley. One last short easy climb takes us to the summit of the trail and the beginning of the downhill descent that will take us to Wedderburn and then onto Ranfurly. We lunch at a local cafe, then you'll have some free time in the afternoon to relax, stroll around Ranfurly or catch up on some washing! Around 4:30pm we drive out to Naseby – a small foresting township, just off the trail – here people have the option of either joining us in playing curling; if you can imagine bowls on ice then you are on the right track – a lot of fun and its at the only dedicated curling rink in the Southern Hemisphere. If curling isn't your thing then a relaxing pint at the iconic Royal Hotel is another option as is a walk around town or in the forest plantation. After the afternoons activities we all head to the Royal Hotel for a hearty meal before driving back to Ranfurly and our accommodation for the night.

Rail Trail Ride – 45km

Optional ride from Ranfurly to Naseby - 15km

**meals: B,D**

## DAY 4 Ranfurly to Hyde

We start the day off the bikes with a short drive back to Wedderburn and a farm tour. It's not your standard farm tour checking out sheep but a great insight into the running of a fifth generation high country family operation. Enough history to keep you interested and Devonshire tea at the homestead to finish with. After the local insight its back down to Ranfurly and onto the bikes. Continuing on through the heart of the Maniototo Plain we ride through to Hyde where you will meet your guide. We then load up the bikes continue through to Kokonga and our accommodation for the night. If time allows we will detour to visit MaCraes Gold Mine and enjoy the views from the spectacular Taieri Ridge. Cycle Ranfurly to Hyde – 33kms

**meals: NIL**

# otago rail trail gold

*Step back in time to New Zealand's rural past and join us on this cycle delight*



## fast facts

### Countries Visited:

New Zealand

### Singles:

A single supplement is available for this trip\*

### Leader:

Expert local leader

\*Ask our staff for more information

## DAY 5 Hyde to Middlemarch

This morning we transfer back to Hyde and jump back onto the bikes. From here a final 27kms takes us past the scene of the famous Hyde rail disaster of 1943 and then out onto the rolling plains slowly descending into Middlemarch. This is the end of the trail and time for a celebratory drink at the Kissing Gate Cafe. However the day is not yet finished and if time allows we will visit the local "Stone Sheep Yards" before boarding the famous Taieri Express for a spectacular ride through the gorge described as one of the worlds great train journeys. Before boarding the train its time to say farewell to your guides as they leave and return to Christchurch. For those going onto to Dunedin we can help with accommodation options.

Cycle Hyde to Middlemarch – 28kms

meals: NIL

This itinerary is subject to change with any change in Community regulations as well as Governmental changes and natural circumstances beyond our control.

## taieri express heritage train

The 58kms of rail travel into Dunedin is rated as one of the world's great rail trips. The 2-hour route traverses the Taieri Gorge travelling across high iron viaducts and tunnels. All trains feature heritage carriages and you may have a viewing carriage on your trip, which provides even better panoramas. The train arrives at the historic Dunedin railway station at 6.30pm in time for a transfer to our accommodation. A ride on the Taieri Gorge railway is included in your trip cost.

## cycling

We believe that cycling is one of the best ways to see a country. Our cycling trips have been well researched to take you on the best route. Our Rail Trail tours travel through historic and scenic countryside on cycle trails based on a disused railway line. With easy gradient cycling and character lodgings these tours are suitable for all level of cyclists. All of this so that you can see the incredible scenery and landscapes, view the main sights and along the way eat delicious food, stay at unique accommodation and meet the locals.

Being on a disused railway line there aren't really any hills – a couple of gradual inclines but nothing that after a good breakfast you couldn't tackle! We have two different styles of bikes available for hire, - or you can bring your own. The Trek 7500 or a low rise/step through Trek 7300. The bikes have 27 speed gears, front suspension and comfortable saddles – full details are on our website: [www.advsouth.com/cycle/bikes/](http://www.advsouth.com/cycle/bikes/)

All equipment and luggage will be carried by the support vehicle. If you are hiring a bike it will come with a small front and a rear pannier bag for your camera, wallet, jumper etc. It is important to remember that these cycling journeys are not designed to be a marathon event and no one needs to feel under pressure to ride – everyone rides at their own pace. If at any point you do not wish to ride, the vehicle is always available for you and your bike.


Remember that cycling involves some physical exertion and some pre trip preparation will help towards making your cycle tour an enjoyable experience. Cycling, of course, is an active pursuit and to maximise your own personal protection in case of a tumble or fall, the wearing of a bicycle helmet is compulsory at all times whilst cycling.

## country information

Stretching North to South for over 2000 km, and split into two main islands - the North and the South Islands - New Zealand is a country of diverse landforms. From the Pacific Island beaches and rolling farmlands in the north, to the volcanic plateau and then onto the soaring mountains within view of the sea in the south, and the sub-Antarctic islands that dot the South Island coastline, the contrasts are many.

# otago rail trail gold

*Step back in time to New Zealand's rural past and join us on this cycle delight*



## responsible travel

We all have a responsibility to minimise the impact we have on the environment and communities we visit when we travel.

Since our beginnings this has been a cornerstone of our company. The New Zealand travel industry has become a world leader in developing an external audit process to identify quality, and that process has been extended to now include a 3 level Enviro Mark based on company processes. We're very proud that we've received a Gold rating, the highest category; each year since this initiative began.

Being responsible when we travel isn't about a single process or project but rather a way of thinking and then doing.

We started this journey many years ago, and acknowledge we still have a lot to learn. We invite you to join us!

## trip grading

To determine the grade of a particular adventure we consider a number of factors. These include the condition of the terrain, the altitude, the number of pass crossings and the length of the trip. The Otago Rail Trail Gold is graded introductory. You will need a reasonable level of fitness and we suggest 30 minutes of aerobic type exercise, (either cycling or jogging) three times a week for the three months leading up to your trip. The main factor for the rail trail is that the cycling is on hard packed gravel - if you can get in some cycling on gravel before your tour it will make the experience a lot more fun.

The South Island is the 12th largest island in the world. The west coast is dominated by the Southern Alps, which contain more mountains than the European Alps altogether, and home to New Zealand's highest peak, Aoraki Mount Cook (3754m / 12,316 ft). The Main Divide, the chain of peaks that forms the backbone of the Alps from Arthur's Pass to Fiordland, splits the South Island into east and west. Several ice ages, and the fact that two continental plates are sliding past each other forming the Southern Alps, means that the scenery is as rugged as the New Zealand fauna and flora is unique. The largest city in the South Island is Christchurch.

The North Island is the smaller of the two main islands of New Zealand. Its northern location means it enjoys a warmer, more temperate climate than much of the South Island, and is much more vastly populated. The centre of the island is primarily a volcanic landscape with vast forests, volcanic peaks, and picturesque lakes. The eastern side of the island is covered with vineyards. Auckland, also known as the 'City of Sails', is the largest city of New Zealand and found on the North Island.

With a population of 4.0 million people, the wilderness areas of New Zealand are many as most 'Kiwis' now live in an urban situation near the coast. The Maori are the indigenous people of the land and they named it Aotearoa 'Land of the Long White Cloud' upon their arrival 1000 years ago. Europeans settled in the early 1800s and the country is alive today with a market driven economy and a blend of European and Asia/Pacific influences to create a buoyant South Pacific culture.

## climate

As a general rule, November to April are the most ideal months for travelling in New Zealand's stunning outdoors. One of the most important things travellers need to know about the New Zealand climate is that it's a maritime climate, as opposed to the continental climate typical of larger landmasses.

Thanks to its position in the path of the 'Roaring 40s' and mountainous terrain, New Zealand's weather can frequently change with amazing rapidity. Because the weather can change so unexpectedly you should be prepared for sudden changes in temperature and weather conditions. This basically means having a good waterproof jacket and some warm clothing. You don't need to bring your winter wardrobe but a good fleece/jumper and good thermals are a must.

The temperature during the South Island summers range from 10-30 °C, with a pleasant 40-50% humidity. Higher altitudes are always considerably cooler and snowfall is not uncommon even in summer. The Southern Alps act as a barrier to the moisture laden winds coming west across the Tasman Sea, creating a wet climate on the west side of the mountains and a drier climate on the east side. The geography also creates a wind pattern, which can in summer be very hot, dry and fierce. Maximum temperatures we may encounter range up to 30°C. Minimum temperatures expected in the Southern Alps in Summer time are around -5°C. Weather is an integral facet of any mountain range and getting to understand and work with this major environmental factor is what will make you more prepared for your tour - any questions about what to expect on your tour talk to one of our sales team.

## pre and post tour accommodation


If you would like some help booking pre/post tour accommodation speak to our staff as they can help with different suggestions.

## equipment provided

If renting from our fleet of bikes you will be using either a Trek 7500 hybrid or a low rise/step through Trek 7300 hybrid. The surface on the Rail Trail is a hard packed gravel so suits a hybrid bike. The bikes are a 27-speed bike with bull bar ends, high quality componentary and comfortable seats. On the morning of the tour we can adjust the bike to suit you. The

# otago rail trail gold

*Step back in time to New Zealand's rural past and join us on this cycle delight*



## adventure travel

By its very nature adventure travel involves an element of the unexpected. In remote areas and other countries do not expect the standards you are used to at home. Remote areas are sometimes unpredictable and itineraries may need to be altered as a result. To get the most out of your adventure it is important that you are mentally flexible, positive and eager to take on all the challenges that arise. If you are uncertain about your suitability for this trip we recommend that you speak with your consultant or travel agent.

## important note

These trip notes represent the most current information for this itinerary, and may supersede any information in the current brochure, including but not limited to the itinerary and price. The itinerary should be seen as a guide only. This itinerary may change at any time due to inclement weather, forces of nature and other circumstances beyond our control.

bikes will come with a small front and a rear pannier bag, helmet and water bottle. Full details and specs of our bikes can be found on our website [www.advsouth.co.nz/cycle/bikes/](http://www.advsouth.co.nz/cycle/bikes/) You can bring your own bike if you wish - please let us know pre tour so we can check it would be suitable for the tour. If you don't want to bring your whole bike you can just bring your helmet, seat and pedals - whatever will make the cycling more comfortable for you. If using one of our bikes we can fit SPD pedals to the bike for you or you are welcome to bring your own.

## what you carry

The tour is fully supported so you won't have to carry anything! If hiring one of our bikes it will have a small front and a rear pannier bag. Enough space to put an extra layer, your camera, wallet, phone etc. We recommend you pack your luggage in a soft sports bag for easy stowing in the trailer/vehicle. We urge you to keep your luggage to a minimum. If you have extra luggage you do not require for your holiday we can easily arrange to have it stored until the end of the trip.

## what's not included

- 5 Lunches – we stop at cafes along the way
- Cycle hire – NZ\$150 AU\$120
- Alcoholic and soft drinks with meals
- Personal expenses
- Gratuities, tipping is not expected in NZ but gratefully received. It is at your discretion whether or not to reward for excellent service

## private groups

The adventures featured in our brochures, and on our website, are just a starting point. Planning and providing special group departures is something we do exceptionally well. Over the past 18 years we have developed some exceptional itineraries, from cycling to hiking or combination multi-adventure trips. School groups, charities, work colleagues and cycling buddies have all been part of our experience. Our team can assist you with all aspects of your private group to ensure the trip is tailored just right for your group. Contact our team today.

## subscribe to our e-newsletter

To keep up to date with the new and exciting trip releases, special offers plus more please subscribe to our free e-newsletter at [www.advsouth.com](http://www.advsouth.com)

Or why not view past travellers images and join in on the conversation at <http://www.facebook.com/AdventureSouthNZ>

## trip availability

If this trip seems right for you then we encourage you to call us now to check availability. A popular reason to travel with Adventure South is because of our small group sizes. These can fill quickly so it is important to check your availability well in advance. We always need to ensure other services, like train tickets or accommodations, are also available before we can confirm your place on our tours. To ensure we can assist you onto your New Zealand adventure of a lifetime we ask that you check your trip availability with our team at your earliest convenience.

## how to book

To book an Adventure South holiday, you can book directly online ( <http://www.advsouth.com/booking.aspx> ) or you will need to complete a booking form (found at the back of our brochure). You can also download a copy from [www.advsouth.com](http://www.advsouth.com) . On completion, please fax or post the form to Adventure South or your nearest World Expeditions office, along with your



# otago rail trail gold

*Step back in time to New Zealand's rural past and join us on this cycle delight*



non-refundable deposit. If you're coming from outside New Zealand call your nearest World Expeditions office or travel agent for assistance with your travel arrangements including flights, travel insurance and additional accommodation. If you're unsure what would be the best option for you call us NZ free phone 0800 00 11 66, AUS free phone 1800 10 70 60, USA free phone 1866 479 9827 anywhere else +64 3 942 1222 or email us on [guide@advsouth.co.nz](mailto:guide@advsouth.co.nz)